













Top 10 Ways to Improve your Rally-FrEe Score

-  Use verbal cues and eliminate large hand or obvious body cues.
-  Start and end each behavior in a clear and precise position, including your Free Choice behaviors.
-  For 270's be sure that both dog and handler are heeling in a small circle and are not performing a pivot.
-  Be sure to pause after each change of position on the Sit Stand and the Down stand as indicated in the sign description.
-  Make attention and building a desire in your dog to focus on you the most important aspect of your training.
-  For Free Choice, choose simple, solid behaviors over complex, partially trained behaviors.
-  Support your dog and improve heelwork scores by allowing them to finish a behavior before stepping off.
-  Read sign descriptions carefully including number of steps, pauses, or other nuances.
-  Don't rush! This is not a race. Focus on showing your behaviors clearly and concisely.
-  Follow the course map and line of travel including which side of the sign the team should be on and which side of the handler the dog should be on (both indicated by the L and R and where they are located on the map).